

# *Submission System Guide*

Rev. No. 2  
10.01.2022

**OR CLEVER**  
Science & Research Group

# Submissions

Mandatory Fields:

## Submit an Article

1. Start

2. Upload Submission

3. Enter Metadata

4. Confirmation

5. Next Steps

### Section Policy

Section default policy

### Submission Requirements

You must read and acknowledge that you've completed the requirements below before proceeding.

- The submission file must be in Microsoft Word document file format.
- The submission has not been previously published, nor is it before another journal for consideration (or an explanation has been provided in Comments to the Editor).
- Where available, URLs for the references have been provided.
- The text adheres to the stylistic and bibliographic requirements outlined in the Author Guidelines.

### Comments for the Editor

		<b>B</b>	<i>I</i>	<u>U</u>						

Check Please

1. Start

2. Upload Submission

3. Enter Metadata

4. Confirmation

5. Next Steps

Files

Add File

Upload any files the editorial team will need to evaluate your submission. [Upload File](#)

Save and continue

Cancel

- 1) Upload Article Text in **MS Word Format**
- 2) Upload Copyright Form
- 3) .....

1. Start

2. Upload Submission

3. Enter Metadata

4. Confirmation

5. Next Steps

Prefix











Examples: A, The

Title \*

Please Write Paper Title

Subtitle

Abstract \*

  **B** *I* U    $x^2$   $x_2$       

Please Write Your Paper Abstract

**List of Contributors**

Name	E-mail	Role	Primary Contact	In Browse Lists
▶ [REDACTED]	[REDACTED]	Author	<input checked="" type="checkbox"/>	<input checked="" type="checkbox"/>

[Add Contributor](#)

**!!!Please Add All Authors!!! Otherwise Authors will not be shown in case of not written**

## Add Contributor

×

### Name

*Given Name \**

*Family Name*

How do you prefer to be addressed? Salutations, middle names and suffixes can be added here if you would like.

*Preferred Public Name*

### Contact

*Email \**

### Country

*Country \**

### User Details

*Homepage URL*

*ORCID ID*

**!!!Please Add All Authors' ORCID ID!!!**  
**in this style: <https://orcid.org/xxxx-xxxx-xxxx-xxxx>**

*Affiliation*

**Contributor's role \***

- Author
- Translator

- Principal contact for editorial correspondence.
- Include this contributor in browse lists?

*\* Denotes required field*

Save

Cancel



### List of Contributors

[Add Contributor](#)

Name	E-mail	Role	Primary Contact	In Browse Lists
▶ Assoc. Prof. Dr. Zeki Oralhan	info@orclever.com	Author	<input checked="" type="checkbox"/>	<input checked="" type="checkbox"/>

### Additional Refinements

#### Keywords \*

Add additional information for your submission. Press 'enter' after each term.

#### References \*

[Save and continue](#)[Cancel](#)

## Submit an Article

1. Start

2. Upload Submission

3. Enter Metadata

4. Confirmation

5. Next Steps

Your submission has been uploaded and is ready to be sent. You may go back to review and adjust any of the information you have entered before continuing. When you are ready, click "Finish Submission".

**Finish Submission**

Cancel